



PATIO PET DOOR

Estimate Worksheet



Conversion System for an "In-The-Glass" Pet Door

Installing a pet door through your glass is a great alternative to a patio panel insert. It simply replaces the glass in your glass door - that new piece of glass has a pet door at the bottom already built in!

How to Measure for Your Pet Door


Step 1 - Determine Flap Width

It is simple to determine the minimum width needed by your pet to pass through with comfort. Open a sliding door just wide enough to have them walk through with a minimum of one inch clearance gap on each side. This width including gaps is the minimum size flap width you require. _____



Step 2 - Determine Flap Height

The top of the flap should be placed at least as high as the top of the tallest pet's shoulder, take a measurement from the floor to that point. _____



Step 3 - Determine Door Size

"In-The-Glass" Doors come in four sizes. Using your previous measurements, select a door at LEAST as wide and tall as you need, larger is better than too small.



SMALL
6" x 11"



Medium
8" x 15"



Large
10" x 19"

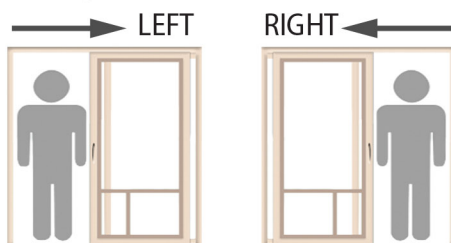


X-Large
12" x 23"

Step 4 - Determine Direction

When OUTSIDE, determine which side your sliding door opens, is it from the Left or Right?

WHEN YOU ARE
STANDING
OUTSIDE



0%
Financing
for
60 Months



PATIO PET DOOR

Advantages



This Patio Pet Door insert is a low profile design allowing for maximum viewing area.

Made in the U.S.A.

Endura Flap's Advantages:

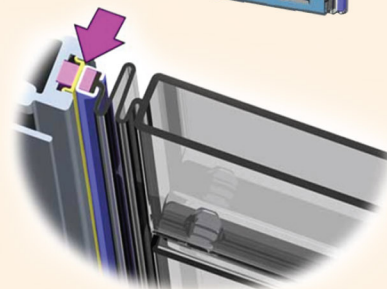


FLEXIBLE & SAFE - The Endura Flap™ dog door is soft, flexible and safer than the competition. Its design helps eliminate the possibility of your pet being pinched in the door.



SUPERIOR SEAL & INSULATION

Magnets (shown in pink) attract firmly together in all temperature conditions to create a positive seal the full height and bottom of the flap ensuring maximum sealability, which allows you to keep wind and rain from gaining entry. Each flap consists of 3 sealed units with a dual pane construction even thicker than regular dual pane glass, keeping it well insulated.



DURABILITY & WARRANTY

The Endura Flap™ is not made from vinyl but is manufactured from a polyolefin-based polymer which remains flexible to -40f! The Endura Flap™ is warranted against failure, except for chewing damage, for 15 years.

Conversion System for an "In-The-Glass" Pet Door

The "In-The-Glass" Pet Door is installed right through the glass, nothing has to change for you! Traditional pet door inserts typically reduce the door width by the width of the insert. With the "In-The-Glass" pet door, the sliding glass door still fully opens and closes normally, and your pets will be able to enjoy the luxury of coming and going as they please!

